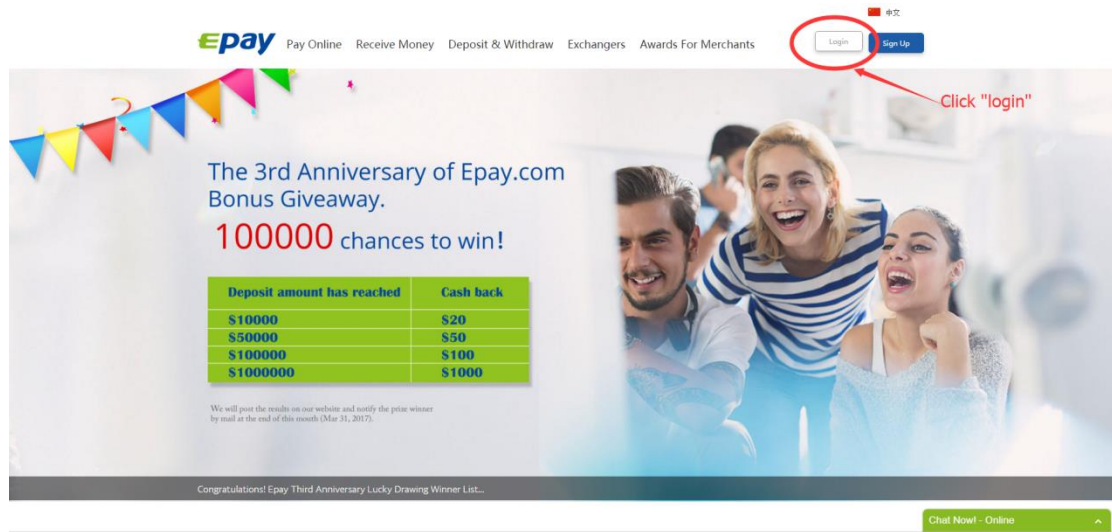
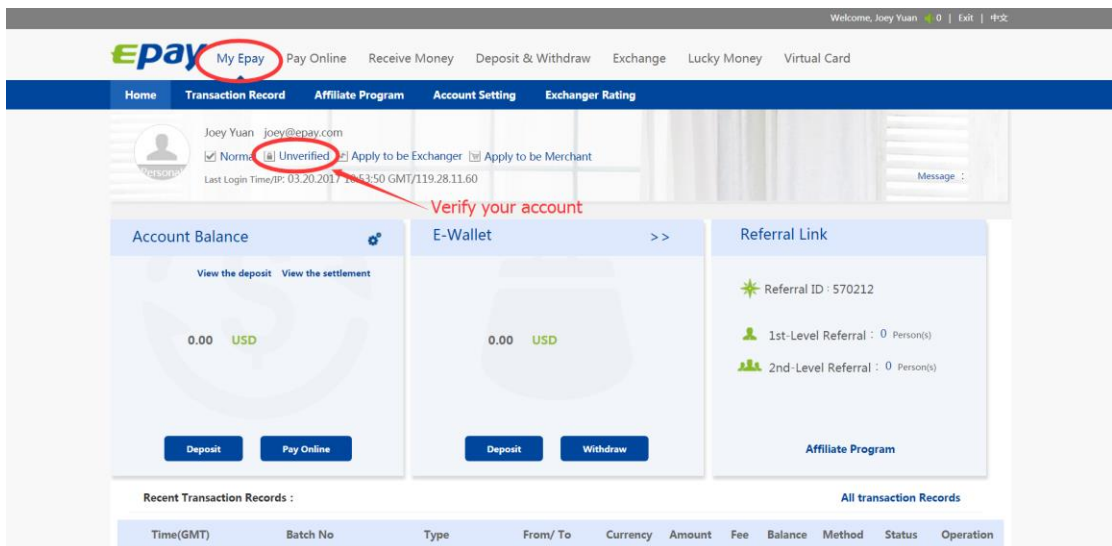


## How to deposit via wire transfer

1. Login in with the account you registered.



2. Notice: For wire transfer, you need to verify your account before using it. (PS: All the information need to be real). Click "unverified" to verify your account.



3. Update your Identity Authentication and Address Authentication to verify your account. After the verification passed, you can deposit.

**Certificate Authority**

Customer identification is required according to anti-money laundering and anti-terrorist financing requirement, in addition, the more information you submit the more helpful to protect your account from unauthorized login.

1 Verify Now >> 2 Pending >> 3 Successfully Verified

Update your Identity Authentication and Address Authentication then click "Verify now"

- Identity Authentication [Update](#)
- Address Authentication [Update](#)

**Notice:** Please click "Verify Now" first to start account certificate after you submit the documents of Identity and Address.

[Verify Now](#)

#### 4. Click "Deposit & Withdraw"

Welcome, Joey Yuan | 0 | Exit | 中文

**Epay** My Epay Pay Online Receive Money **Deposit & Withdraw** Exchange Lucky Money Virtual Card

Home Transaction Record Affiliate Program Account Setting Exchange Rating

Joey Yuan Joey@epay.com  
 Normal  Unverified  Apply to be Exchanger  Apply to be Merchant  
 Last Login Time/IP: 03.19.2017 05:18:36 GMT/58.60.108.61

Account Balance: 0.00 USD [Deposit](#) [Pay Online](#)

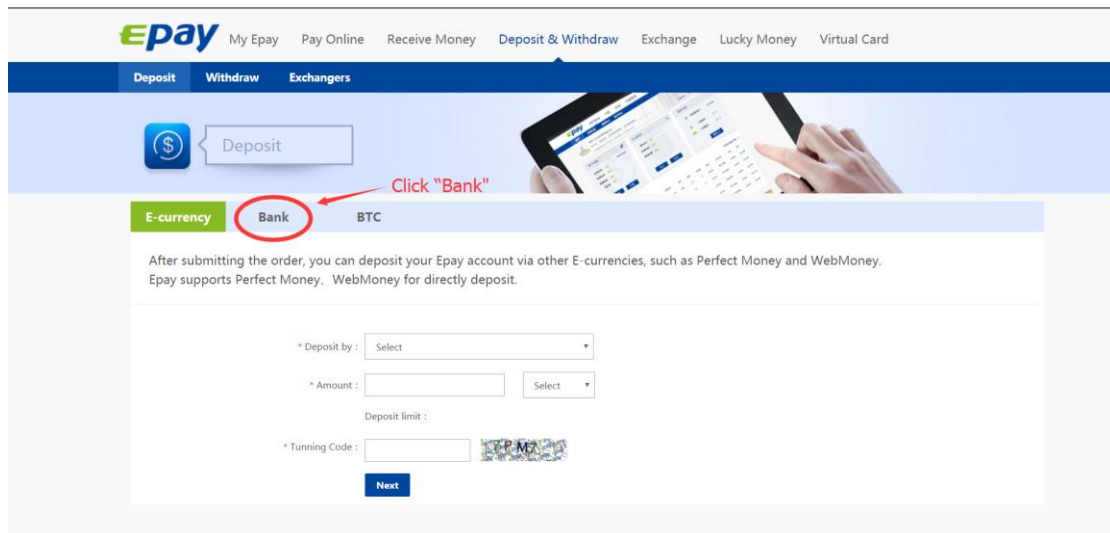
E-Wallet: 0.00 USD [Deposit](#) [Withdraw](#)

Referral Link: Referral ID - 570212  
 1st-Level Referral: 0 Person(s)  
 2nd-Level Referral: 0 Person(s)  
[Affiliate Program](#)

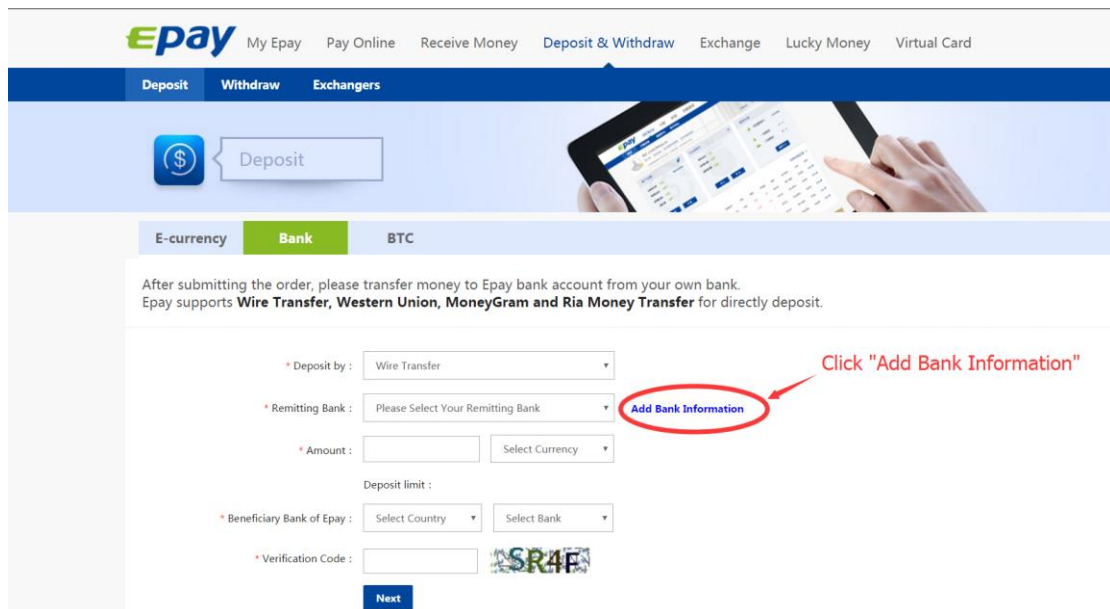
Recent Transaction Records:

Time(GMT)	Batch No	Type	From/ To	Currency	Amount	Fee	Balance	Method	Status	Operation
03.15.2017 02:17:09	R2017031510326956	Pay Online	mia@epay.com	USD	-100.00				Pending	Details

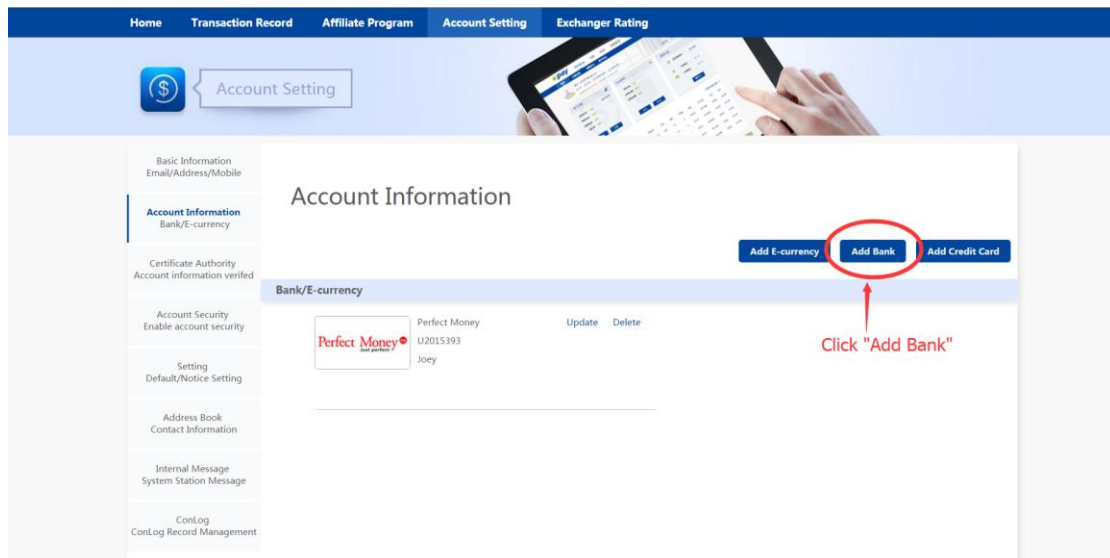
#### 5. Click "Bank"



## 6. Click "add bank information"

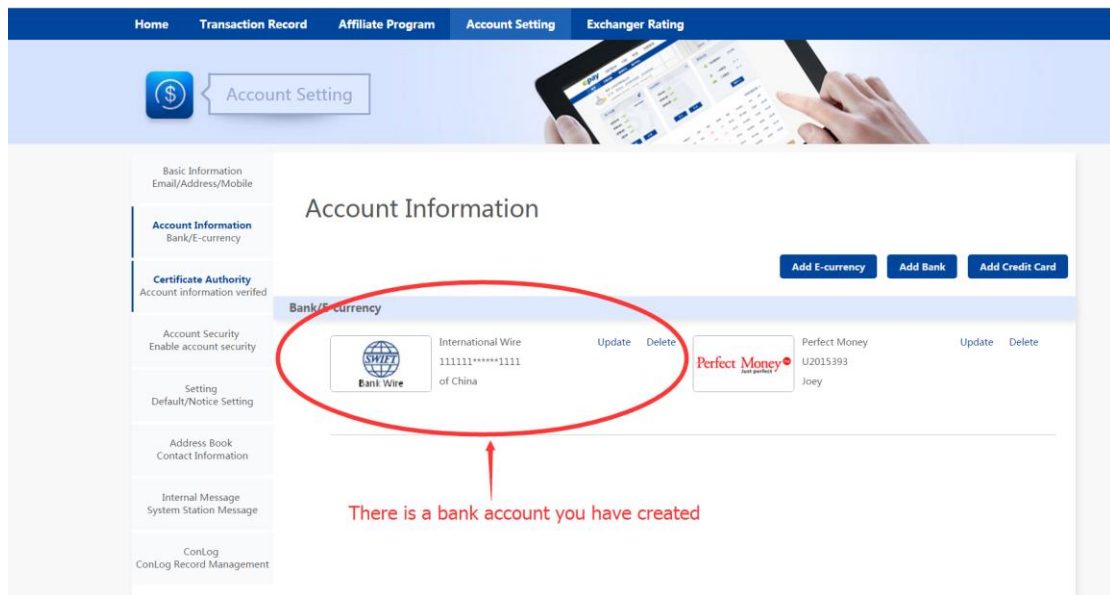


## 7. Click "Add Bank"

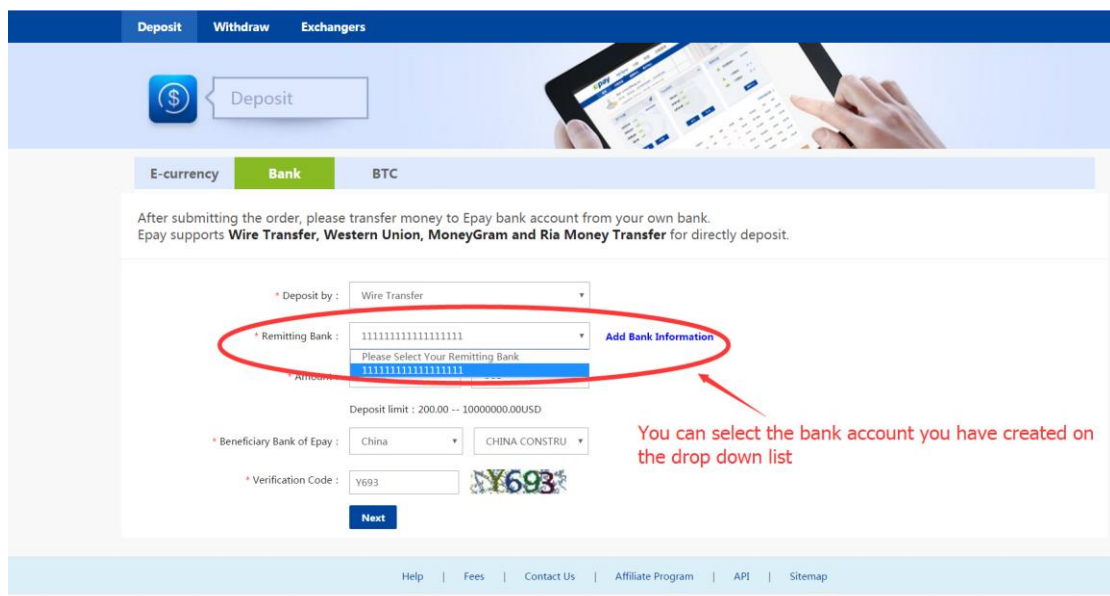


8. Click "confirm" after inputting all the bank information. (PS: All the information with star symbol ahead has to be filled)

9. There will be a bank account you have created under your account.



10. Go back to the "Deposit" page and input the information. You can select the bank account you have created on the drop down list. (PS: The minimum deposit amount is 200 USD)



11. Input all the information and click "Next"

Deposit Withdraw Exchangers

Deposit

E-currency Bank BTC

After submitting the order, please transfer money to Epay bank account from your own bank.  
Epay supports **Wire Transfer, Western Union, MoneyGram and Ria Money Transfer** for directly deposit.


\* Deposit by : Wire Transfer

\* Remitting Bank : 11111111111111111111 [Add Bank Information](#)

\* Amount : 200.00 USD

Deposit limit : 200.00 -- 10000000.00USD

\* Beneficiary Bank of Epay : China CHINA CONSTRU

\* Verification Code : J6AQ 

**Next**

Input all the information and click "Next"

12. Check all the information and click "confirm".

E-currency Bank BTC

Please confirm your deposit information

**Order Information**

Type : Deposit

Deposit by : Wire Transfer

Order Amount : 200.00USD

Fee : 0.00USD

Deposit Amount : 200.00USD

Epay Account : joey@epay.com

**Remitting Bank Information**

Account Holder Name : joey

Bank Name : 111111111111

Bank Account : 111111111111

SWIFT CODE : DAFDAFADFAD

Bank Country Or Region : Australia

(Please make sure that you transfer to us under your above account, otherwise we may refuse to deal with your order.)

Modify Cancel **Confirm**

Check all the information and click "confirm"

13. After submitting the order, please go to the bank to transfer money to Epay bank account. Then please update your order status (PS: Input the control NO. for West Union, Ria money transfer, Moneygram)

14. Epay confirms receipt of money, then that is completed.