
Epay API Description Document

V2.0

Date	Version No.	Version Content	Author	Auditor	Audit Date
2017.08.30	V1.0	API documentation integration.			
2017.10.19	V2.0	Java demo download is added at Super SCI, Account Transfer and Withdrawal interface.			

Catalogue

I. Enable API.....	3
1. Functional description.....	3
2. Process of integrating API.....	3
II. Super SCI Interface	5
1. Functional description.....	5
2. Access address.....	5
3. Input parameters.....	5
4. Page of interface calling succeed.....	8
5. Return parameters	8
III. Epay Account Transfer Interface	10
1. Functional description.....	10
2. Access address.....	10
3. Input parameters.....	10
4. Return parameters	11
IV. E-wallet Withdrawal Interface	13
1. Functional description.....	13
2. Access address.....	13
3. Input parameters.....	13
4. Return parameters	14
V. Query Transaction History.....	16
1. Functional description.....	16
2. Access address.....	16
3. Input parameters.....	16
4. Return parameters	17
VI. Query Balance	20
1. Functional description.....	20
2. Access address.....	20
3. Input parameters.....	20
4. Return parameters	20

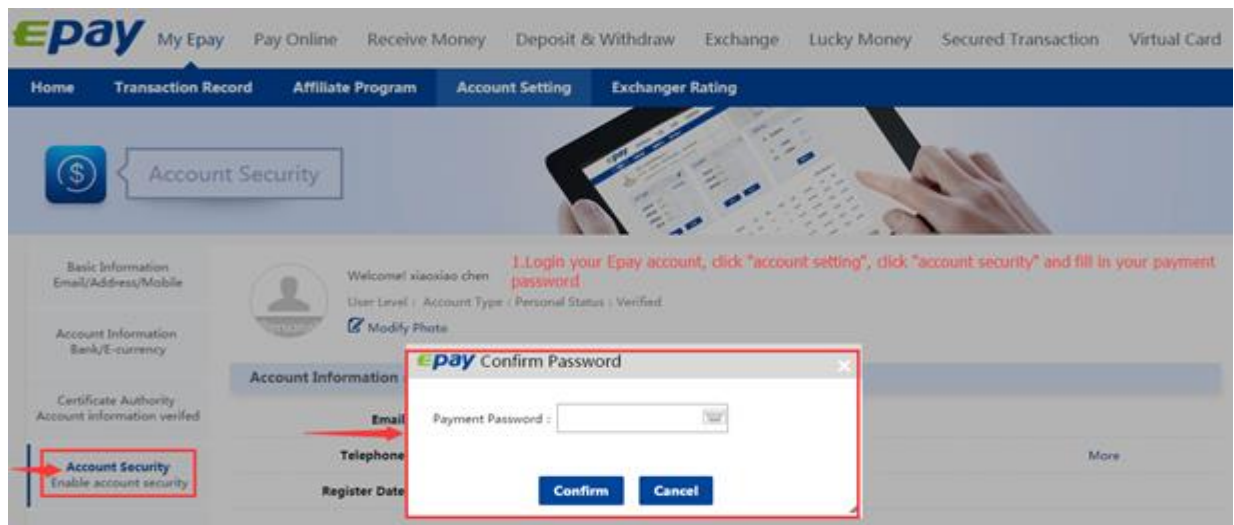
I. Enable API

1. Functional description

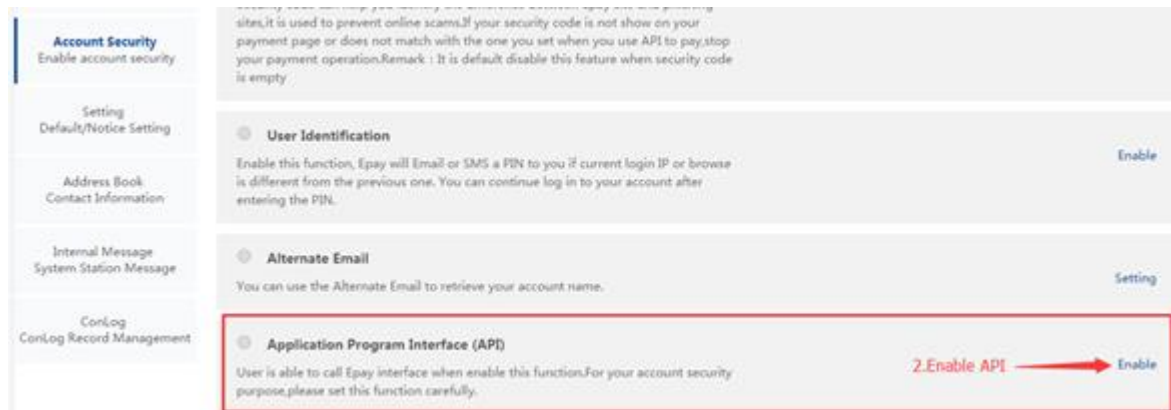
For the security of transaction information and your fund, it needs to enable the API and generate API_KEY in random when calling the interface and then to verify the transaction data.

2. Process of integrating API

Step 1: Please login your Epay account at www.epay.com, “Account Setting”-“Account Security”-“Input your payment password and Confirm”.



Step 2: Integrating API.



Step 3: Choose the functions you need and click “Enable”.

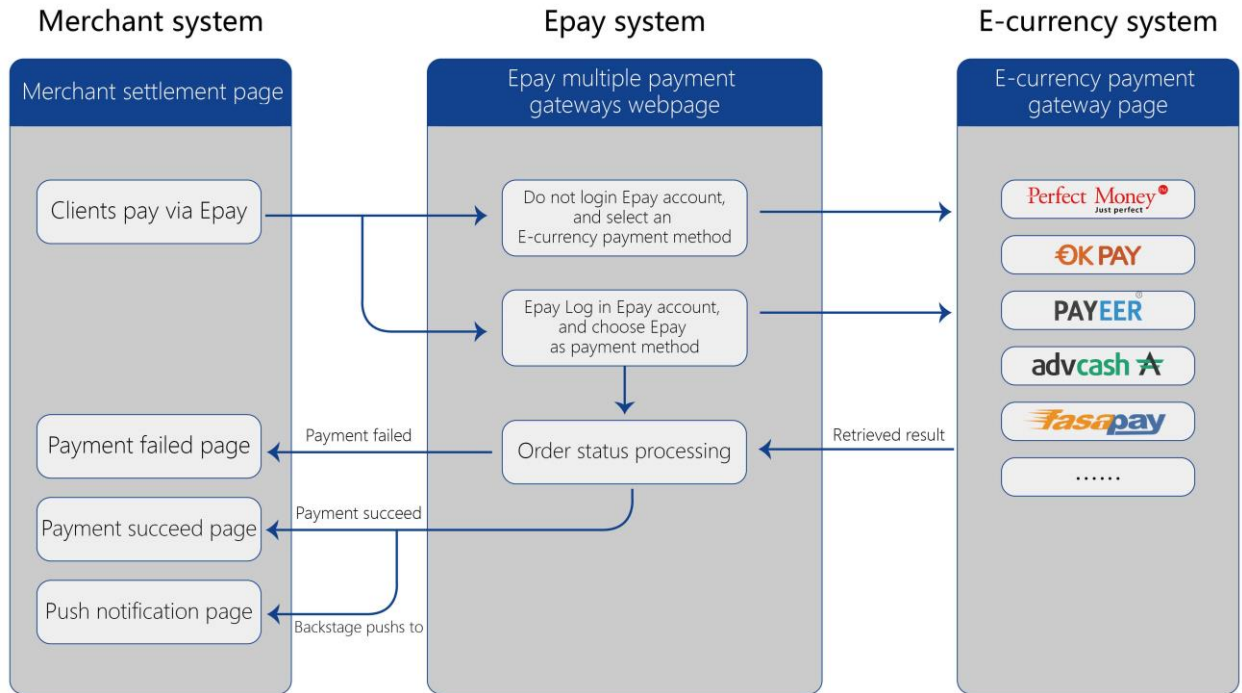
1. It needs API-KEY when calling the interface to carry out encryption verification. Please get your API-KEY in the following page. It's better to reinstall the newest API-KEY when it has the risk of information leakage;
2. It needs to verify your server IP for the transfer interface, please set your server IP after enabling payout interface and Epay will add this IP address into system whitelist and verify it when calling transfer interface.

Basic Information Email/Address/Mobile	<h1>API</h1>
Company Information Company Information Management	<ul style="list-style-type: none"><input checked="" type="radio"/> API_KEY User is able to call Epay interface when enable this function.For your account security purpose,please set this function carefully. API_KEY: 91c2da4d8f37b720b234d18d94f8ec1b Refresh
Account Information Bank/E-currency	
Certificate Authority Account information verified	<ul style="list-style-type: none"><input type="radio"/> Receive Money Enable API_KEY Verification When the user opens this function, need to pass the above API_KEY verification, can call the interface to carry on the collection Otherwise, users do not need to pass the API_KEY verification, you can directly call the interface for collection Enable
Account Security Enable account security	
Setting Default/Notice Setting	<ul style="list-style-type: none"><input type="radio"/> Pay Online Enable payout interface User should set the payout IP first after enable this function,Epay system will verify this IP and API_KEY before sending money via interface Enable
Address Book Contact Information	

II. Super SCI Interface

1. Functional description

Super SCI interface includes many payment gateways like perfect Money, OKPAY, Payeer, AdvCash, FasaPay.



2. Access address

<https://api.epay.com/paymentApi/merReceive>

3. Input parameters

Field	Type	Field Name	Field Description	Required or not
PAYEE_ACCOUNT	String(50)	Payee Account	Epay account to receive money for users	Y
PAYEE_NAME	String(50)	Payee Name	The name for user's willing to show on Epay payment page. Eg: "Three little squirrels nuts".	Y
PAYMENT_AMOUNT	Number(8,2)	Payment Amount	Up to two decimal places Eg: 10.25	Y
PAYMENT_UNITS	String(10)	Payment Currency	Support(USD, EUR, HKD, GBP, JPY)	Y
PAYMENT_ID	String(50)	Payment ID	Input user's order number in this field. Suggested format: figures, English letters, or their combination	N

STATUS_URL	String(100)	Backstage Push Payment Result to URL	If succeed, the backstage of Epay Payment system will push the results to URL, User needs to return "Success" to Epay after receiving the push notification, or Epay will continue to push result to URL for three times. support: http/https. Eg: https://www.shop.com/orderpayment.asp	Y
PAYMENT_URL	String(100)	Turn to URL if succeed	If succeed, turn to URL by browser, support http/https. Eg: https://www.shop.com/paymentSuccess.asp	Y
NOPAYMENT_URL	String(100)	Turn to URL if failed	If failed, turn to URL by browser, support http/https. Eg: https://www.shop.com/paymentFail.asp	Y
BAGGAGE_FIELDS	String(500)	Hidden Domain	Transfer the name value of the hidden domain, it used to process the user's own business, if no value, please send "" empty string. Format: Heading 1 Heading 2 Heading 3 Eg: KEY_CODE BATCH_NUM(Separated by spaces)	N
SUGGESTED_MEMO	String(500)	Remarks	This field is used to record the annotation information for the order.	N
FORCED_PAYER_ACCOUNT	String(50)	Payer Account	After filled, the users can not alter or edit the payment account.(Epay account is your email address)	N
INTERFACE_LANGUAGE	String(10)	Page Internationalization Code	The page of internationalization code: en_us - u.s. english zh_cn - Chinese The default: en_us (do not case sensitive)	N
CHARACTER_ENCODING	String(10)	Code format	UTF-8	N
V2_HASH	String(32)	Signature	During the payment, in order to prevent the illegal manipulation of data(such as the currency, transaction amount or order number), it needs encrypted verification to protect users, verification rules are as below: V2_HASH=MD5(PAYEE_ACCOUNT:PAYMENT_AMOUNT:PAYMENT_UNITS:API_KEY) Eg: V2_HASH=MD5(test@epay.com:100:US	Y

			D:3c9abae1a1164828ac6d339f4fc98fd3)	
--	--	--	-------------------------------------	--

Java demo: <https://www.epay.com/en/demo/merReceive.zip>

The code sample:

```
<html>
    <head>
        <meta http-equiv="Content-Type" content="text/html; charset=UTF-8" />
    </head>
    <body>
        <form name="form1" method="post" action="https://api.epay.com/paymentApi/merReceive" >
            <input name="PAYEE_ACCOUNT" type="text" value="michael@yopmail.com" size="40" /><br>
            <input name="PAYEE_NAME" type="text" value=" Three little squirrels nuts" size="40" /><br>
            <input name="PAYMENT_AMOUNT" type="text" value="100" size="40" /><br>
            <input name="PAYMENT_UNITS" type="text" value="USD" size="40" /><br>
            <input name="PAYMENT_ID" type="text" value="123456789" size="40" /><br>
            <input name="STATUS_URL" type="text" value="https://api.epay.com/pay_result.jsp" size="40" /><br>
            <input name="PAYMENT_URL" type="text" value="https://api.epay.com/pay_result1.jsp" size="40" /><br>
            <input name="NOPAYMENT_URL" type="text" value="https://api.epay.com/pay_result1.jsp" size="40" /><br>
            <input name="BAGGAGE_FIELDS" type="text" value="KEY_CODE BATCH_NUM" size="40" /><br>
            <input name="KEY_CODE" type="text" value="145698" size="40" /><br>
            <input name="BATCH_NUM" type="text" value="698558" size="40" /><br>
            <input name="SUGGESTED_MEMO" type="text" value="" size="40" /><br>
            <input name="FORCED_PAYER_ACCOUNT" type="text" value="" size="40" /><br>
            <input name="INTERFACE_LANGUAGE" type="text" value="zh_CN" size="40" /><br>
            <input name="CHARACTER_ENCODING" type="text" value="UTF-8" size="40" /><br>
            <input name="V2_HASH" type="text" value="ebf8241e9b928c8dcc9d28171d88ee50" size="40" /><br>
            <input name="submit" type="submit" value="submit" />
        </form>
    </body>
</html>
```

4. Page of interface calling succeed



Invoice No.

Amount : **0.01USD**

Payee : **331654645@qq.com**

Date : 07/03/2017 19:06:37

Merchant Invoice : 10025826

Payee Name : Three little squirrels nuts

Message :

易派
放心购遍全球

Please Select Payment Method :

Epay Account Pay : 0.01 USD

Perfect Money

OKPAY

PAYEER Payeer

AdvCash

Confirm

5. Return parameters

Field	Type	Field Name	Field Description	Required or not
PAYEE_ACCOUNT	String(50)	Epay Account	Collection account	Y
ORDER_NUM	String(50)	Epay Batch No.	System order No.	Y
PAYMENT_AMOUNT	Number(8,2)	Transaction Amount	Up to two decimal places Eg: 10.25	Y
PAYMENT_UNITS	String(10)	Transaction Currencies	Support(USD, EUR, HKD, GBP, JPY)	Y
PAYMENT_ID	String(50)	User's Transaction No.	It returns to the order number entered by the user, unless the user does not fill in the request	N
PAYER_ACCOUNT	String(20)	Payer Account	Payer Account	N
STATUS	String(2)	Transaction Status	1 Failed 2 Succeed	Y
TIMESTAMPGMT	String(20)	Operating Time	Operating time of the order (yyyy-MM-dd HH:mm:ss)	Y
BAGGAGE_FIELDS	String(500)	Hidden Domain	The hidden domain is used for processing the user's own business.	N
BANK_ACCOUNT	String(50)	The Third Party Account	Information of the third party payer account	N

V2_HASH2	String(32)	Signature	<p>During the payment, in order to prevent the illegal manipulation of data(such as the currency, transaction amount or order number), it needs encrypted verification to protect users, verification rules are as below: V2_HASH2=MD5(PAYMENT_ID:ORDER_NUM:PAYEE_ACCOUNT:PAYMENT_AMOUNT:PAYMENT_UNITS:PAYER_ACCOUNT:STATUS:TIMESTAMPGMT:API_KEY) Eg: V2_HASH2=MD5(20170501121415:P45645456454645:test@epay.com:100:USD:test1@epay.com:1:2015-02-2111:22:55:3c9abae1a1164828ac6d339f4fc98fd3)</p>	Y
----------	------------	-----------	--	---

III. Epay Account Transfer Interface

1. Functional description

Users transfer money to each other by using the interface, which does not need to be confirmed by the receiver.

2. Access address

<https://api.epay.com/paymentApi/merPayment>

3. Input parameters

Field	Type	Field Name	Field Description	Required or not
PAYER_ACCOUNT	String(50)	Epay Account	Payer's Epay account	Y
PAYEE_NAME	String(50)	Receiver Name	Eg: "Three little squirrels nuts"	Y
PAYMENT_AMOUNT	Number(8,2)	Transaction Amount	Up to two decimal places Eg: 10.25	Y
PAYMENT_UNITS	String(10)	Transaction Currency	Support(USD, EUR, HKD, GBP, JPY)	Y
PAYMENT_ID	String(50)	User's Transaction No.	Suggested format: figures, English letters, or their combination	N
MEMO	String(500)	Payment Remarks	Payment notes	N
FORCED_PAYEE_ACCOUNT	String(50)	Payee Account	Receipt account	Y
INTERFACE_LANGUAGE	String(5)	International Code	International code: en_us - u.s. english zh_cn - chinese The default: en_us(not case sensitive)	N
CHARACTER_ENCODING	String(10)	Coding Format	UTF-8	N
V2_HASH	String(32)	Signature	During the transfer, in order to prevent the illegal manipulation of data(such as the currency, transaction amount or order number), it needs encrypted verification to protect users, verification rules are as below: V2_HASH=MD5(PAYER_ACCOUNT:PAYMENT_AMOUNT:PAYMENT_UNITS:FORCED_PAYEE_ACCOUNT:API_KEY) Eg: V2_HASH=MD5(test@epay.com:100:USD:epay@test.com:3c9abae1a1164828ac6d339f4fc98fd3)	Y

Java demo: <https://www.epay.com/en/demo/merPayment.zip>

The code sample:

```
<html>

  <head>
    <meta http-equiv="Content-Type" content="text/html; charset=UTF-8" />
  </head>
  <body>
    <form name="form1" method="post" action="https://api.epay.com/paymentApi/merPayment" >
    <input name="PAYER_ACCOUNT" type="text" value="test@epay.com" size="40" /><br>
    <input name="PAYEE_NAME" type="text" value="Three little squirrels nuts" size="40" /><br>
    <input name="PAYMENT_AMOUNT" type="text" value="100" size="40" /><br>
    <input name="PAYMENT_UNITS" type="text" value="USD" size="40" /><br>
    <input name="PAYMENT_ID" type="text" value="123456789" size="40" /><br>
    <input name="MEMO" type="text" value="" size="40" /><br>
    <input name="FORCED_PAYEE_ACCOUNT" type="text" value="epay@test.com" /><br>
    <input name="INTERFACE_LANGUAGE" type="text" value="EN_US" size="40" /><br>
    <input name="CHARACTER_ENCODING" type="text" value="UTF-8" size="40" /><br>
    <input name="V2_HASH" type="text" value="" size="40" /><br>
    <input type="submit" name="submit" id="submit" value="submit" />
  </form>
</body>
</html>
```

4. Return parameters

Field	Type	Field Name	Field Description	Required or not
RETURN_CODE	String	Return Code	Return code(0000 Succeed; 1111 Failed)	Y
RETURN_MSG	String	Return Messages	Return Messages	Y
PAYER_ACCOUNT	String	Payer Account	Epay payment account	Y
ORDER_NUM	String	Transaction Batch No.	Epay system batch number	Y
PAYMENT_AMOUNT	Number	Transaction Amount	Up to two decimal places Eg: 10.25	Y
PAYMENT_UNITS	String	Transaction Currency	Support(USD, EUR, HKD, GBP, JPY)	Y
PAYMENT_ID	String	User 's Transaction No.	It returns to the order number, unless the user doesn't fill the request	N
FORCED_PAYEE_ACCOUNT	String	Payeer Account	User's receipt account	Y

STATUS	String	Transation Status	1 Failed 2 Succeed	Y
TIMESTAMPGMT	String	Operating Time	Operating time(yyyy-MM-dd HH:mm:ss)	Y
V2_HASH	String	Signature	<p>During the payment, in order to prevent the illegal manipulation of data(such as the currency, transaction amount or order number), it needs encrypted verification to protect users, verification rules are as below: V2_HASH=MD5(ORDER_NUM:PAYER_ACCOUNT:PAYMENT_AMOUNT:PAYMENT_UNITS:FORCED_PAYEE_ACCOUNT:STATUS:TIMESTAMPGMT:API_KEY) Eg: V2_HASH=MD5(P45645454645:eric@epay.com:100:USD:test@epay.com:1:2015-02-2111:22:55:3c9abae1a1164828ac6d339f4fc98fd3)</p>	Y

The code sample:

```
{
  "RETURN_CODE": "0",
  "RETURN_MSG": "success",
  "PAYER_ACCOUNT": "ccy0003@139.com",
  "ORDER_NUM": "P2017082510029044",
  "PAYMENT_AMOUNT": "0.1",
  "PAYMENT_UNITS": "USD",
  "PAYMENT_ID": "201708251050001000",
  "FORCED_PAYEE_ACCOUNT": "331654645@qq.com",
  "STATUS": "2",
  "TIMESTAMPGMT": "2017-08-25 17:16:03",
  "V2_HASH": "dd12ddb5bbb4f2c573e16b09ea6ca79d",
  "V2_HASH2": "00ef0ad8a0608c29f1fe4c32e9c2d9d6"
}
```

IV. E-wallet Withdrawal Interface

1. Functional description

Withdraw balance from Epay account to Perfect Money, WebMoney, OKPAY, PayPal, AdvCash, FasaPay or Payeer.

2. Access address

<https://api.epay.com/paymentApi/eleWithdraw>

3. Input parameters

Field	Type	Field Name	Field Description	Required or not
PAYER_ACCOUNT	String(50)	Epay Account	User's payment account	Y
PAYMENT_AMOUNT	Number(8,2)	Transaction Amount	Withdrawal amount	Y
PAYMENT_UNITS	String(10)	Transaction Currency	Perfect Money supports USD, EUR; WebMoney supports USD; OKPAY supports USD, EUR; Payeer supports USD, EUR; AdvCash supports USD, EUR; PayPal supports USD; FasaPay supports USD	Y
BANK_ACCOUNT	String(50)	Withdrawal Account	E-wallet withdrawal account	Y
MEMO	String(50)	Remarks	Withdrawal instruction	N
TYPE	String(10)	Transaction Type	Transaction types(1-Perfect Money; 2-Webmoney; 3-OKPAY; 4-Payeer; 5-AdvCash; 7-PayPal; 8-FasaPay)	Y
PAYMENT_ID	String(150)	User Transaction No.	User's order number	Y
V2_HASH	String(32)	Signature	During the withdrawal, in order to prevent the illegal manipulation of data(such as the currency, transaction amount or order number), it needs encrypted verification to protect users, verification rules are as below: V2_HASH={MD5(PAYMENT_ID:PAYER_ACCOUNT:BANK_ACCOUNT:PAYMENT_AMOUNT:PAYMENT_UNITS:TYPE:API_KEY)} Eg: V2_HASH={MD5(6287923:test@epay.com:U1230611:100:USD:1:3c9abae1a1164828ac6d339f4fc98fd3)}	Y

Java demo: <https://www.epay.com/en/demo/eleWithdraw.zip>

The code sample:

```

<html>
<head>
<meta http-equiv="Content-Type" content="text/html; charset=GBK" />
</head>
<body>
    
```

```

<form name="form1" method="post" action="https://api.epay.com/paymentApi/eleWithdraw" >
PAYER_ACCOUNT:<input name="PAYER_ACCOUNT" type="text" value="chengxiaoyan@epay.com" size="50" />*<br>
PAYMENT_AMOUNT:<input name="PAYMENT_AMOUNT" type="text" value="0.5" size="50" />*<br>
PAYMENT_UNITS:<input name="PAYMENT_UNITS" type="text" value="USD" size="50" />*<br>
BANK_ACCOUNT:<input name="BANK_ACCOUNT" type="text" value="E12222222" size="50" />*<br>
MEMO:<input name="MEMO" type="text" value="message" size="50" />*<br>
TYPE:<input name="TYPE" type="text" value="1" size="50" />*<br>
PAYMENT_ID:<input name="PAYMENT_ID" type="text" value="20170824165210100" size="50" />*<br>
V2_HASH:<input name="V2_HASH" type="text" value=" 02e969588b4937f906688b6f8af25660" size="32" /><br>
<input type="submit" value="submit" >
</form>
</body>

```

4. Return parameters

Field	Type	Field Name	Field Description	Required or not
RETURN_CODE	String	Return Code	Return code (0000 Transaction succeed; 1111 Transaction failed)	Y
RETURN_MSG	String	Returned Messages	Returned messages	Y
TRAN_INFO		Transaction Details	Transaction details	Y
TRAN_INFO.TRAN_ID	String	Epay Transaction No.	Transaction number	Y
TRAN_INFO.PAYMENT_ID	String	User Transaction No.	User's order number	Y
TRAN_INFO.BANK_ACCOUNT	String	Withdrawal account	E-wallet withdrawal account	Y
TRAN_INFO.PAYMENT_AMOUNT	Number	Transaction Amount	Up to two decimal places Eg: 10.25	Y
TRAN_INFO.PAYMENT_UNITS	String	Transaction Currency	Support(USD, EUR)	Y
TRAN_INFO.STATUS	Number	Transaction Status	Transaction status(0-pending, 1-failed, 2-succeed)	Y
TRAN_INFO.CREATE_TIME	String	Created time	Created time	Y
TRAN_INFO.MEMO	String	Remarks	Withdrawal instruction	N

The code sample:

```

{
  "RETURN_CODE": "0000",
  "RETURN_MSG": "SUCCESS",
  "TRAN_INFO": {
    "CREATE_TIME": "20170419153225",

```

```
"PAYMENT_AMOUNT":"0.01",  
"PAYMENT_UNITS":"USD",  
"PAYER_ACCOUNT":"243664473@qq.com",  
"MEMO":"test",  
"STATUS":"0",  
"BANK_ACCOUNT":"243664473@qq.com",  
"PAYMENT_ID":"123456",  
"TRAN_ID":"E10022685"  
}  
}
```

V. Query Transaction History

1. Functional description

Checking all the transaction records.

2. Access address

<https://api.epay.com/paymentApi/getTransactionRecords>

3. Input parameters

Field	Type	Field Name	Field Description	Required or not
PAYER_ACCOUNT	String(50)	Epay Account	User logs in account	Y
STATUS	String(20)	Transaction Status	Transaction status (1. Completed, 2. Failed, 4. Closed, 5. Cancelled, 10. Pending, 18. Withdraw cash back, 21. No Pending, 22. Reject, 30. To be wire transfer, 60. Pending, 61. Pending, 70. Pending)	N
TYPE	String(20)	Transaction Type	Transaction type (20. Pay Online, 21. Receive Money, 00. Deposit via bank, 70. Deposit via e-currency, 60. Withdraw via Bank, 71. Withdraw via e-currency, 24. Currency Exchange,)	N
TRAN_ID	String(50)	Epay Batch No.	Transaction batch number	N
PAYMENT_ID	String(50)	User Transaction No.	User's order number	N
BEGIN_CREATE_TIME	String(20)	Created Time	Created time Eg: 20170824151000	N
END_CREATE_TIME	String(14)	Ended Time	Ended Time Eg: 20170824152000	N
PAGE_SIZE	String(20)	The Number of Per Page	The number of per page (the default: 20)	N
PAGE_NUM	String(20)	Current Page	Current page(the default: 1)	N
V2_HASH	String(32)	Signature	V2_HASH={MD5(PAYER_ACCOUNT:API_KEY)} Eg: V2_HASH={MD5(test@epay.com:3c9abae1a1164828ac6d339f4fc98fd3)}	Y

The code sample:

```
<html>
<head>
meta http-equiv="Content-Type" content="text/html; charset=GBK" />
</head>
<body>
<form name="form1" method="post" action="https://api.epay.com/paymentApi/getTransactionRecords" >
PAYER_ACCOUNT:<input name="PAYER_ACCOUNT" type="text" value="chengxiaoyan@epay.com" size="50" />*<br>
```



```

STATUS:<input name="STATUS" type="text" value="" size="20" />*<br>
TYPE:<input name="TYPE" type="text" value="" size="20" />*<br>
TRAN_ID:<input name="TRAN_ID" type="text" value="" size="50" />*<br>
PAYMENT_ID:<input name="PAYMENT_ID" type="text" value="" size="50" />*<br>
BEGIN_CREATE_TIME:<input name="BEGIN_CREATE_TIME" type="text" value="" size="14" />*<br>
END_CREATE_TIME:<input name="END_CREATE_TIME" type="text" value="" size="14" />*<br>
PAGE_SIZE:<input name="PAGE_SIZE" type="text" value="" size="20" />*<br>
PAGE_NUM:<input name="PAGE_NUM" type="text" value="" size="20" />*<br>
V2_HASH:<input name="V2_HASH" type="text" value="039904501611dd29b0fcc9cf530d96ea" size="32" />*<br>
<input type="submit" value="submit" >
</form>
</body>
</html>

```

4. Return parameters

Field	Type	Field Name	Field Description	Required or not
RETURN_CODE	String	Return Code	Return code(0000 transaction succeed; 1111 transaction failed)	Y
RETURN_MSG	String	Returned Messages	Returned messages	Y
PAGE_SIZE	String	Total Pages	Total pages	Y
PAGE_NUM	String	Total Number of Articles	Total number of articles	Y
TRAN_LIST	List	Collection of Transaction Details	Collection of transaction details	Y
TRAN_LIST.TRAN_ID	String	Epay Batch No.	Transaction batch number	Y
TRAN_LIST.PAYMENT_ID	String	User Transaction No	User order number	N
TRAN_LIST.PAYER	String	Payer E-mail	Payer E-mail	Y
TRAN_LIST.PAYEE	String	Payee E-mail	Payee E-mail	Y
TRAN_LIST.AMOUNT	Number	Transaction Amount	Transaction amount	Y
TRAN_LIST.CURRENCY	String	Transaction Currency	Currency code	Y
TRAN_LIST.CODE	String	Verification Code	Verification code	N
TRAN_LIST.STATUS	String	Transaction Status	Transaction status(1. Completed, 2. Failed, 4. Closed, 5. Cancelled, 10. Pending, 18. Withdraw cash back, 21. No Pending, 22. Reject, 30. To be wire transfer, 60. Pending, 61. Pending, 70. Pending)	Y

TRAN_LIST.TYPE	String	Transaction type	Transaction type (20. Pay Online, 21. Receive Money, 00. Deposit via bank, 70. Deposit via e-currency, 60. Withdraw via Bank, 71. Withdraw via e-currency, 24. Currency Exchange,)	Y
TRAN_LIST.CREATE_TIME	String	Created time	Created time	Y
TRAN_LIST.REMARK	String	Remarks	Remarks	N

The code sample:

```
{
  "RETURN_CODE": "0000",
  "RETURN_MSG": "SUCCESS",
  "PAGE_SIZE": "20",
  "PAGE_NUM": "3",
  "TRAN_LIST": [
    {
      "TRAN_ID": "1409908530443",
      "PAYER": "243664473@qq.com",
      "PAYEE": "viper@yopmail.com",
      "AMOUNT": "100.00",
      "CURRENCY": "USD",
      "CODE": "",
      "STATUS": "3",
      "TYPE": "1",
      "CREATE_TIME": "20170805171530",
      "REMARK": "00"
    },
    {
      "TRAN_ID": "1409909635965",
      "PAYER": "243664473@qq.com",
      "PAYEE": "viper@yopmail.com",
      "AMOUNT": "100.00",
      "CURRENCY": "USD",
      "CODE": "",
      "STATUS": "3",
      "TYPE": "1",
      "CREATE_TIME": "20170805171630",
      "REMARK": "11"
    },
    {
      "TRAN_ID": "1409994045186",
      "PAYER": "243664473@qq.com",
```

```
" PAYEE": "594584188@qq.com",  
" AMOUNT": "10.05",  
" CURRENCY": "USD",  
" CODE": "",  
" STATUS": "2",  
" TYPE": "1",  
" CREATE_TIME": "20170805171630",  
" REMARK": ""  
}  
]  
}
```

VI. Query Balance

1. Functional description

Query current account balance for all currencies.

2. Access address

<https://api.epay.com/paymentApi/getAccountBalance>

3. Input parameters

Field	Type	Field Name	Field Description	Required or not
PAYER_ACCOUNT	String(50)	Epay account	User logs in Epay account	Y
V2_HASH	String(32)	Signature	V2_HASH={MD5(PAYER_ACCOUNT:API_KEY)} Eg: V2_HASH={MD5(test@epay.com:3c9abae1a1164828ac6d339f4fc98fd3)}	Y

The code sample:

```
<html>
<head>
<meta http-equiv="Content-Type" content="text/html; charset=GBK" />
</head>
<body>
<form method="post" action="https://api.epay.com/paymentApi/getAccountBalance" >
PAYER_ACCOUNT:<input name="PAYER_ACCOUNT" type="text" value="chengxiaoyan@epay.com" size="50" /><br>
V2_HASH:<input name="V2_HASH" value="039904501611dd29b0fcc9cf530d96ea" type="text" value="" size="32" /><br>
<input type="submit" value="submit" >
</form>
</body>
</html>
```

4. Return parameters

Field	Type	Field Name	Field Description	Required or not
RETURN_CODE	String	Return code	Return code(0000 Transaction succeed; 1111 Transaction failed)	Y
RETURN_MSG	String	Return Messages	Return messages	Y
ACCOUNT_LIST	List	Collection of Transaction Details	Collection of transaction details	Y
ACCOUNT_LIST.CURRENCY	String	Currency	Currency	Y

ACCOUNT_LIST.B ALANCE	Number	Balance	Balance	Y
--------------------------	--------	---------	---------	---

The code sample:

```
{  
  "RETURN_CODE": "0000",  
  "RETURN_MSG": "SUCCESS",  
  "ACCOUNT_LIST": [  
    {  
      "CURRENCY": "USD",  
      "BALANCE": "12.21"  
    },  
    {  
      "CURRENCY": "EUR",  
      "BALANCE": "1.21"  
    }  
  ]  
}
```