



How to enable the Google Authenticator



1, Download Google Authenticator on your phone

1 Login EPAY account, click [Bind Google Authenticator]

Google verification code can be used for login, payment, deposit and withdrawal, modification of other security settings. [User guide](#) [Bind Google Authenticator](#)

Epay Wallet

- Total Assets
- Currency
 - USD
 - EUR
 - GBP
 - HKD
- Recent transac
- You still have 0

Google Authenticator

Account Setting > Google Authenticator

After GA is bounded, a dynamic code is generated every 30s. It can be used for security verification like login, payment, deposit, withdrawal and security settings modification.

01 Download Google Authenticator(GA)

IOS users login APP Store and search "Authenticator" to download
Android users login APP Store search "Google Authenticator" to download

[App Store](#) [Google play](#)

Android users scan to download directly

2 Download Google Authenticator

02 Add security key and back up it in GA account;

Open GA, scan QR code below or manually input the following security key to add the verification token.

! The key is used to retrieve GA when the phone is replaced or lost, please save the following key before binding.

WE ARE HERE!

2 , Back up your Private Key



- Home
- Global Remittance
- Wallet
- Payment
- Deposit
- Withdraw
- Cryptocurrency
- Currency Exchange
- Transaction Record


Google Authenticator

English

02 Add security key and back up it in GA account;

Open GA, scan QR code below or manually input the following security key to add the verification token.

! The key is used to retrieve GA when the phone is replaced or lost, please save the following key before binding.


`QVNSNHK6JANQNQOY` [Copy](#)

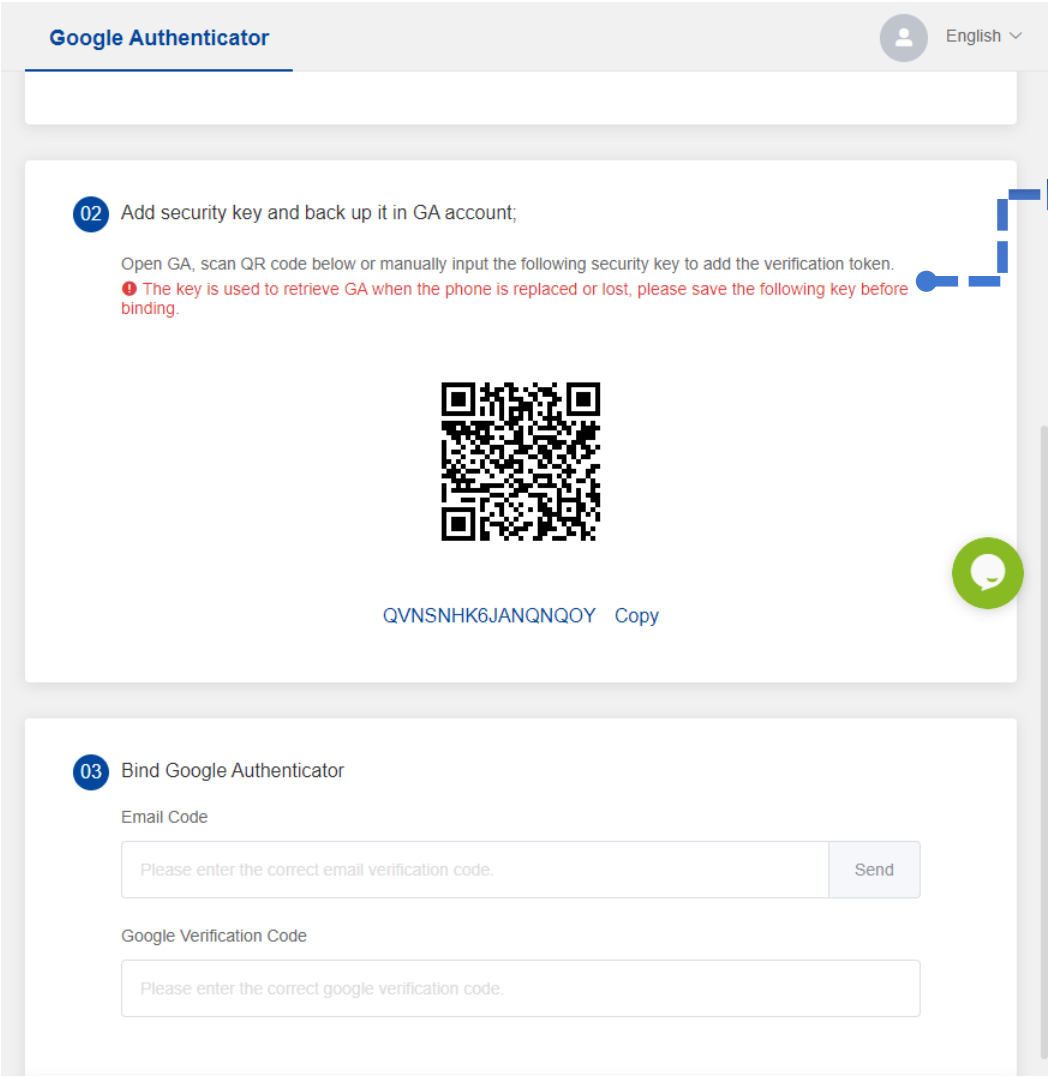
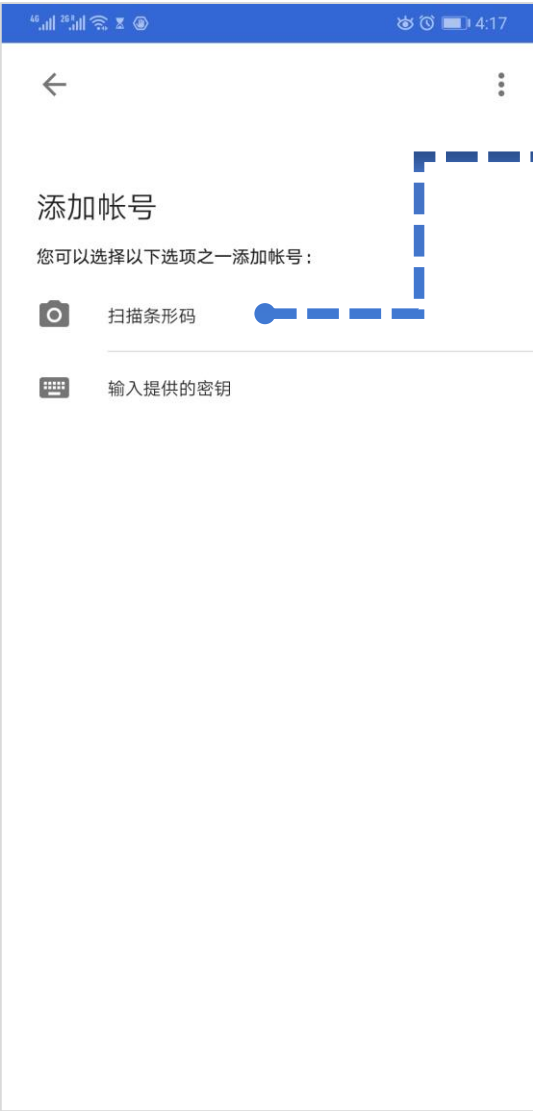
03 Bind Google Authenticator

Email Code

Google Verification Code

3 We advice you to back up your private key and save it elsewhere to retrieve your Google Authenticator if you loss your smart phone.

3 , Enable your Google Authenticator



5 Fill out the Email Code and Google verification Code.



4 Open your Google Authenticator and scan QR code in your Epay account.

Epay, easy pay.

Epay Global