



***epay*** | How to verify company account

# What documents are required for verification?

1

Incorporation certificate

2

Enterprise renewal certificate

3

Equity certificate

4

Certificate of directorship

5

Director/shareholder identity  
certificate


6

Proof of business address

# Login for verification



Home



1 Move the mouse pointer to the portrait

- Home
- Global Remittance
- Wallet
- Payment
- Deposit
- Withdraw
- Cryptocurrency
- Currency Exchange
- Transaction Record

Google verification code can be used for login, payment, deposit and withdrawal, modification of other security settings.

xinxin@q5.com

> Account Setting

> Certificate Authority

2 Click [Certificate Authority]

> Affiliate Program

## Epay Wallet



Mainland China enterprises

- Business License  
3-in-1 certificate
- Equity certificate
- Agree to Act as Director/ Shareholder
- Director/Shareholder Authentication  
Front and back page of the ID card
- Address Document  
Water bill / Electricity bill / Bank account monthly statement

Verify now



Non-Chinese mainland enterprises


- Certificate of incorporation
- Certificate of Incumbency
- Equity certificate
- Agree to Act as Director/ Shareholder  
Front and back page of the ID card
- Director/Shareholder Authentication  
Front and back page of the ID card
- Address Document  
Water bill / Electricity bill / Bank account monthly statement

3

Verify now



# Fill out the enterprise information

Account Settings   **Certificate Authority**   API Management    English ▾

Account Setting > Certificate Authority > Company account verification

### Enterprise information

In accordance with relevant financial regulatory requirements and to ensure the security of your account, Epay shall collect and verify the real identity information of the user. Epay promises to keep the identity information you provide strictly confidential. Epay reserves the right to request additional information from the applicant if necessary

\* Company Name

\* Register Country

\* Register Date

\* Business Registration No

\* Register Address

\* Industry

\* Website

\* Scope of Business

\* Office Address



 **5** Click [Next]

# Update three options in turn

Account Settings **Certificate Authority** API Management

Account Setting > Certificate Authority > Verification Detail

Enterprise information

- In accordance with relevant financial regulatory requirements and to ensure the security of your account, Epay shall collect and verify the real identity information of the user. Epay promises to keep the identity information you provide strictly confidential. Epay reserves the right to request additional information from the applicant if necessary

|                          |             |                        |         |
|--------------------------|-------------|------------------------|---------|
| Company Name             | 1324        | Register Country       | Canada  |
| Business Registration No | 1231231     | Register Address       | 2313123 |
| Industry                 | Distributor | <a href="#">Update</a> |         |

Verification Information

|  |                        |
|--|------------------------|
| Certificate of enterprise registration               | <a href="#">Update</a> |
| Identification and address of the actual beneficiary | <a href="#">Update</a> |
| Certificate of business address                      | <a href="#">Update</a> |

[Apply for verification](#)







**5** Update these options separately

# Update [certificate of enterprise registration ]

Account Settings **Certificate Authority** API Management English

Account Setting > Certificate Authority > Company account verification detail

### Business registration certificate

|   |   |
|---|---|
| Company Name  | Verification method   |
| <input type="text" value="1324"/>   | <input type="text" value="Company Register File"/>  |
| * Certification Number  | * Valid Date  |
| <input type="text" value="Please fill in the ID number"/>   | <input type="text" value="Choose a date"/> <input type="checkbox"/> Long Term   |
| * Upload the business registration file   | Files Require :   |
|       | -The information on the file must be consistent with the Epay account information.<br>-Documents must be valid for more than six months.  |
| ID Type   | * Issued Date   |
| <input type="text" value="Certificate of Incumbency"/>  | <input type="text" value="Choose a date"/>  |
| * Upload the file of enterprise renewal   | Files Require :   |
|     | -Please provide the certificate of existence within 6 months or the bank slip of the enterprise within 3 months.<br>-The information submitted on the document must be consistent with the Epay account information.                |
| * Upload Equity certificate File  | Files Require :   |
|   | -Provide the shareholding structure information of the company's shareholders who hold more than 20% shares, and disclose it to individuals.<br>-Only JPG, PNG, PDF file formats are supported, and each file does not exceed 4 MB. |

Fill in your details in all the fields and upload files, what documents are needed as follow:



# Update [Identification and address of the actual beneficiary]

Account Settings **Certificate Authority** API Management English

Account Setting > Certificate Authority > Company account verification

**The actual beneficiary of the company**  
Please provide information of the shareholders who hold more than 20% of the company. If the shareholders are a business institution, please provide the information of the actual beneficiary.

**Identification and address of the actual beneficiary**  
Please provide identity information and address information of the actual beneficiary.

**Fill in the beneficiary information**

\* Last Name:  \* First Name:

\* Country or Region:  \* Member Type:

\* ID Type:  \* ID No:

\* Valid Date:   Long Term

\* Front page of ID:  \* Back page of ID:

**Files Require**

- Identification documents must be valid for more than six months.
- Please submit your English version of the certificate, or publish it in English. It must contain your full name, date of birth, nationality, certificate number and other fields.
- Please submit clear and complete documents without any alteration or alteration of the design.

**Address proof information**

\* Country or Region:  \* ID Type:

\* Register Address:

[+ Add Beneficiary](#)

Copyright © 2014

**4**  
director/shareholder  
identity certificate

**5**  
Certificate of  
directorship



# Update [Proof of enterprise address]

## Company proof of address

Company Name

\* ID Type

\* Register Address

\* Address Document

- Proof of address must be issued within three months.
- Address proof must contain name and address information.
- Please provide clear and complete proof of address, no alteration or alteration of the design.
- Please submit the address proof in English, or publish it in English.



Other proof of address (optional)



# Apply for verification

Account Settings **Certificate Authority** API Management English

Account Setting > Certificate Authority > Verification Detail

**Enterprise information**

- In accordance with relevant financial regulatory requirements and to ensure the security of your account, Epay shall collect and verify the real identity information of the user. Epay promises to keep the identity information you provide strictly confidential. Epay reserves the right to request additional information from the applicant if necessary

Company Name:  Register Country:

Business Registration No:  Register Address:

Industry:  [Update](#)

**Verification Information**

Proof of Identity  [Check](#)

**Verification Information**

Certificate of enterprise registrati  
 Identification and address of the  
 Certificate of business address

Verifying, please be patient!

Please contact customer service : service@epay.com if you have any questions

[Refresh verification results](#)

Has Updated  
 Has Updated  
 Has Updated

**6** Click [Apply for verification] if you have check out your Info